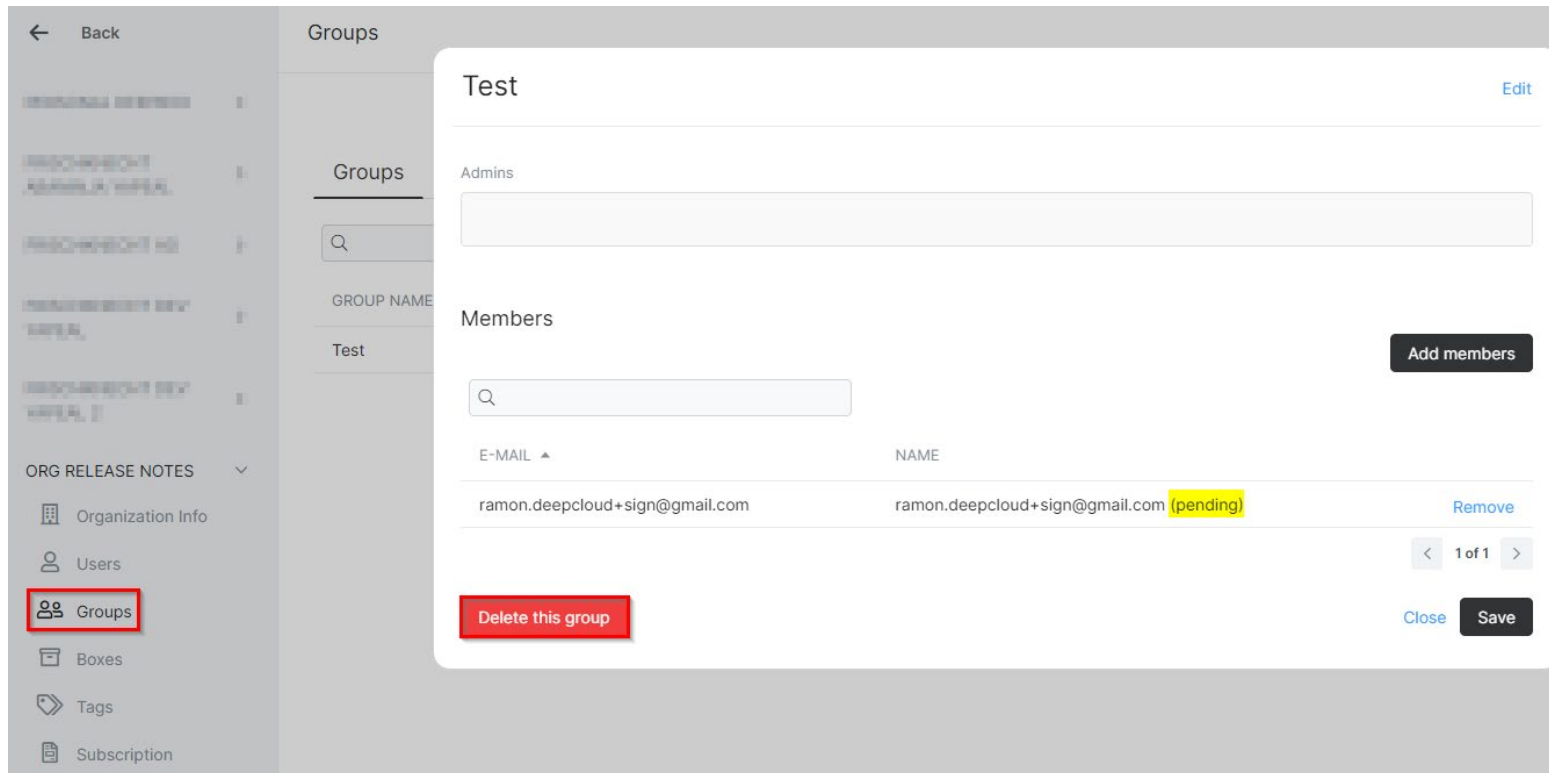


Fixed issue when deleting groups

An error occurred in the "Users" menu when deleting a group with a user who had not yet accepted the invitation to use the organisation. This error has been corrected.



New function "Make a copy"

There is now the possibility to create a copy of a document. The feature can be used under "Documents" as well as in the "Inbox". A fresh instance of the document is created. Comments or tags, for example, are not copied.

The screenshot shows the DeepBox interface with a sidebar on the left containing navigation options: Dashboard, Inbox (2), Documents, Trash, Deadlines, and Shares (DEV). The main area displays the 'Inbox' with a search bar and a table of documents. A green notification banner at the top states 'Copy of test_invoice.pdf successfully created'. The table has columns for Name, Type, Owner, Modified, and Size. Two entries for 'test_invoice.pdf' are shown. The second entry, dated '20 hours ago', has a context menu open with options: Download, Move to..., Make a copy (highlighted with a red box), and Rename. The 'Make a copy' option is the new feature being highlighted.

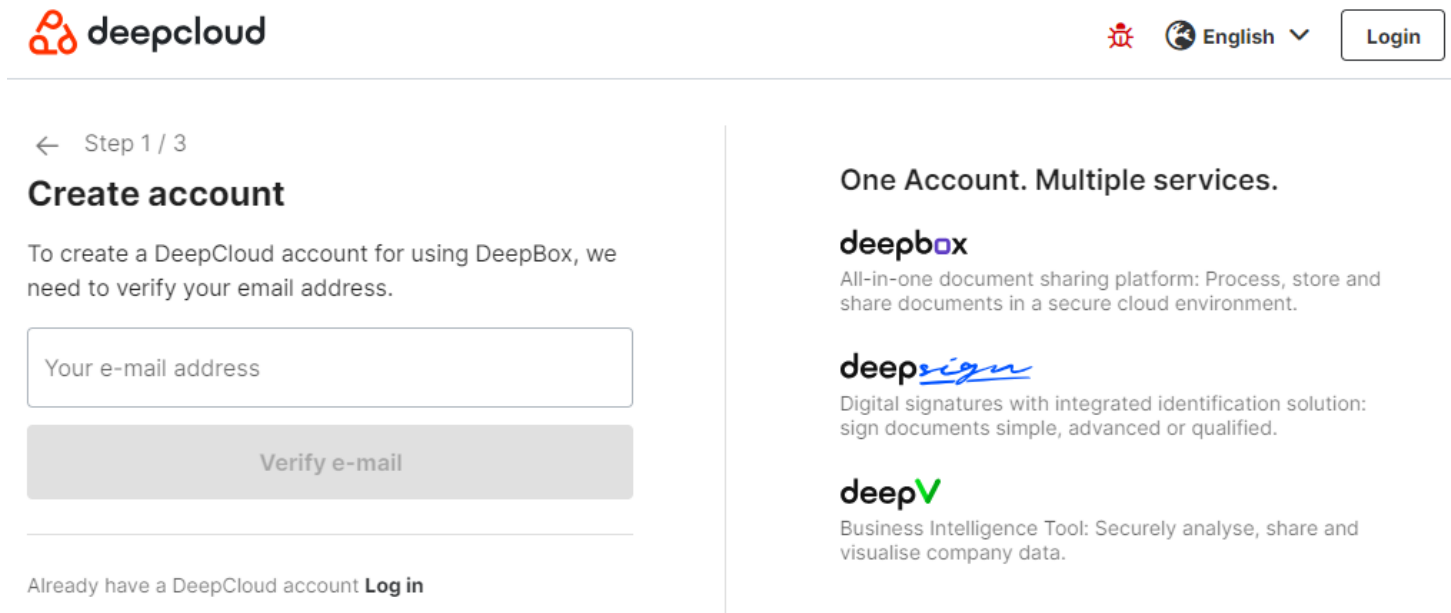
Name	Type	Owner	Modified	Size
test_invoice.pdf		Me	Right now	108 KB
test_invoice.pdf	Invoice	Me	20 hours ago	108 KB

Various bug fixes and improvements, such as

- Improvements in the dialogue when viruses were found in a file
- Bug fixed, where downloading a folder failed in special instances
- Bug fixed, when sorting files

New DeepCloud Account

Since the beginning of DeepBox, a lot has changed and new products have been added to the Deep ecosystem. Therefore, the DeepCloud account has been introduced, replacing the DeepBox account. The new central user account allows seamless access to all Deep products. As a result, the login and registration process were updated and a number of mailings were adapted.



The screenshot shows the 'Create account' step of the DeepCloud onboarding process. At the top left is the 'deepcloud' logo. At the top right are icons for user profile, language (English), and a 'Login' button. The main content area is titled 'Step 1 / 3 Create account'. Below the title, it says 'To create a DeepCloud account for using DeepBox, we need to verify your email address.' There is a text input field containing 'Your e-mail address' and a grey 'Verify e-mail' button below it. At the bottom left, there is a link: 'Already have a DeepCloud account **Log in**'. On the right side, there is a section titled 'One Account. Multiple services.' which lists three services: 'deepbox' (All-in-one document sharing platform), 'deepsign' (Digital signatures with integrated identification solution), and 'deepV' (Business Intelligence Tool).

Subsequent mutations to signatories and observers

Administrators (initiator and observer with admin rights) now have the option of making mutations to the signatories, even if the signature process has already been started. These are the following two new mutation options:

- Edit email
- Remove signee

In addition, an observer can now be added or removed after the signing process has been started.

The screenshot displays a PDF document titled "DEMO Anstellungsbestätigung" (DEMO Employment Confirmation) and the DeepSign interface. The PDF content includes:

- Header:** DEMO Anstellungsbestätigung
- Recipient:** Herr Hans Muster, Bülig 19, 9466 Sennwald
- Position:** Anstellungsbestätigung als «Key Account Manager»
- Text:** Wir freuen uns, dich als zukünftige/n Mitarbeiter/in begrüßen zu dürfen. Wir sind überzeugt, dass wir gegenseitig eine sehr angenehme und interessante Zusammenarbeit haben werden.
- Conditions:** Wir bestätigen dir die Anstellungsbedingungen wie folgt:
 - Anstellung ab: 1. November 2023
 - Arbeitsbeginn: Mittwoch, 2. November 2022
 - Arbeitspensum: 100%
 - Ferien 100 %: 5 Wochen pro Jahr (25 Arbeitstage)
 - Gehalt 100 %: CHF 5'000.- pro Monat x 13
 - Probezeit: 3 Monate


The DeepSign interface on the right shows the document preview and a sidebar with the following elements:

- Observer view:** ramon.deepcloud@gmail.com
- Requestor:** Org Release Notes (Ramon Frischknecht), ramon.deepcloud@gmail.com, Mon, 23 Oct 2023
- Invited signatories:**
 - ramon.deepcloud+231023@gmail.com (Waiting for signature)
 - ramon.deepcloud+sign@gmail.com (Waiting for signature) - This entry has a red box highlighting the "Edit email" and "Remove signee" options.
- Observers:** ramon.deepcloud+observe@gr (Resend invitation)
- Buttons:** Download, Overview

Upload Word document to DeepSign

It is now possible to upload Word documents (.docx files) directly to DeepSign and send them for signature. The Word document is automatically converted into a PDF when uploaded.

Upload document

 File not supported, try again.

Test Word-Dokument.docx
33 KB | Remove

Cancel

Continue

Upload document

Test Word-Dokument.docx
33 KB | Remove

Select organization ▼

Cancel

Continue

Automatically merge email attachments

Sometimes the invoice and the QR payment slip are sent in separate files (2 files) in one e-mail. If this setting is active, the two PDFs are merged into one file if they arrive in the Inbox via e-mail.

